

EUP40D-1HMC-0 (Product No.102100242101)

Summary

EUP40D-1HMC-0 is a 40W AC/DC constant current mode output LED driver featuring the multiple levels selectable by DIP switch and complies with DALI standard protocol IEC 62386. EUP40D-1HMC-0 can be connected to DALI main controller or Touch DIM(Push DIM) to achieve a smooth dimming effect.



Product Features

- Single channel output, output current level selectable by DIP S.W.
- Meet DALI Protocol IEC 62386-207 Ed 2.0
- Support Touch DIM (Push DIM)function
- High efficiency up to 88%
- Built-in active PFC function
- Dimming effect smooth, no flicker
- Protections: Short circuit, over load, no load
- Suitable for indoor LED lighting application, such as down light, panel light, and so on



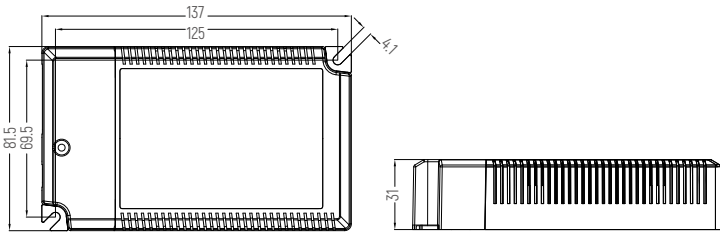
Application



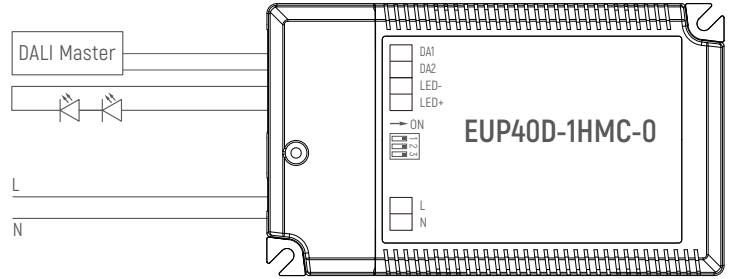
Technical Paramaters

Model	EUP40D-1HMC-0				
Input	Efficiency	88%@230VAC,Full load			
	Voltage	220VAC-240VAC			
	Frequency Range(Hz)	50/60Hz			
	Power Factor	≥0.95@230VAC,Full load			
	THD(full load)	<10%@230VAC, Full load			
	AC Current(max)	0.23Amax@230VAC			
	Standby power	<0.5W			
	Inrush Current(max)	Cold start,40A(twidth=12.8 us measured at 50% Ipeak)@230VAC			
Output	Current(mA)/Voltage (VDC)	850mA/9-45VDC/38.25W	950mA/9-42VDC/39.9W	1050mA/9-38VDC/39.9W	1150mA/9-35VDC/40.25W
	Power(W)	900mA/9-44VDC/39.6W	1000mA/9-40VDC/40W	1100mA/9-36VDC/39.6W	1200mA/9-33VDC/39.6W
	Ripple Current	<3%			
	Channel	1			
	Current Tolerance	±5%			
	No load output voltage	55V Max			
	Turn on delay Time	<1.5s, at230Vac			
Function	Dimming Type	DALI /Touch DIM(Push DIM)			
	Dimming Range	1%-100% Dimming to off			
Protection	Short Circuit	Close output, recovers automatically after fault removed			
	Over Load	When the output voltage is exceeded, the output current decreases and, recovers automatically when the load is reduced.			
	No load	The LED Driver will not be damaged			
Safety & EMC	Surge	L-N:1kV			
	DALI Standard	IEC 62386-101: 2014, IEC 62386-102: 2014; IEC62386-207 Ed2.0			
	Withstand Voltage	I/P-O/P: 3000VAC/Imin/5mA			
	Safety standards	IEC/EN61347-1,IEC/EN61347-2-13,GB19510.1,GB19510.14,			
	EMC Emission	EN50515,EN61000-3-2 Class C,IEC61000-3-3,GB/T17743			
	EMC Immunity	EN61000-4-2,3,4,5,6,8,11 EN61547,GB17625.1			
Others	Working Temp.	-20°C -50°C			
	Storage Temp., Humidity	-40°C-85°C, 20-90%RH			
	Tc	80°C			
	Material	ABS			
	IP Rating	IP20			
	Lifetime	50,000h@tc:80°C			
	Warranty Condition	5 Years			
	Switch Cycle	>100,000 tims			
	Packing(weight)	Net weight: 225g±5%/PCS; 50PCS/Carton;11.75kg±5%/Carton; Carton Size: 517*337*179mm(L*W*H)			
	Dimension	137*81.5*31mm(L*W*H)			

Dimension(mm)



DALI Wiring

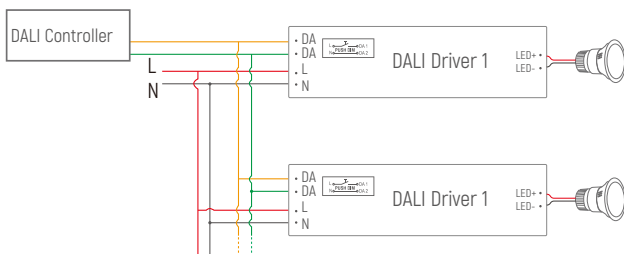


Current Selection Table

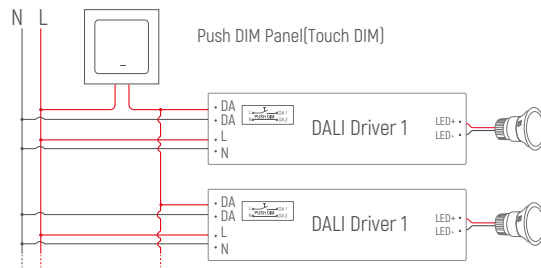
ON	OFF	1	2	3																
		850mA	900mA	950mA	1000mA	1050mA	1100mA	1150mA	1200mA											
		9-45V	9-44V	9-42V	9-40V	9-38V	9-36V	9-35V	9-33V											

Remark: Function default setting is: 850mA (@switch are all OFF state)

DALI Diagram



Push DIM(Touch DIM) Diagram

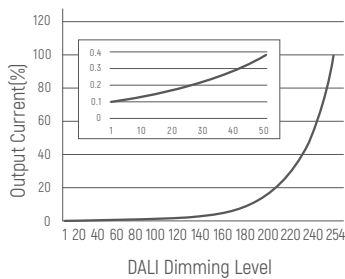


Remark: Only use open push button without indicator light. Maximum cable length between each Unit: 20 meters.

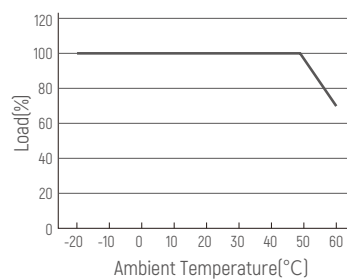
Push DIM Function

1. Press the Push DIM (Touch DIM) switch for 8s or more, the driver can be controlled via Push DIM switch.
2. Short press the Push DIM (Touch DIM) switch (<0.5s) to control the lamp on or off.
3. Long press the Push DIM (Touch DIM) switch (>0.5s) to dim the brightness of light. The dimming direction will change every time after pressing switch.
4. Double-click the Push DIM (Touch DIM) switch (<0.3s), then all lamps connected on the device will be set maximum brightness.
5. The brightness adjustment range is 1%-100%, and the light can be turned off through short pressing when doing the adjustment with long pressing Push DIM (Touch DIM) switch.
6. With the Power off memory function, the power-down state will be recovered when power on again.

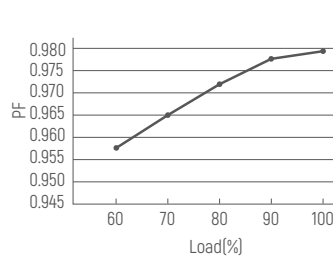
Dimming Curve



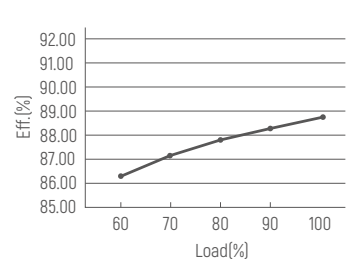
Derating Curve



PF vs Load



Eff. vs Load



Max. quantity of drivers per miniature circuit breaker

MCB type	B16	C16
Installation	1.5mm ²	1.5mm ²
Quantity	30	38

Max. distance between independent use LED driver and LED modules

Distance	2.5m/8ft	5m/16ft	10m/32ft	15m/49ft
Cable Section	0.75mm ² /AWG18	1mm ² /AWG17	1.5mm ² /AWG15	2.5mm ² /AWG13

※ The contents of this manual are updated without prior notice. If the function of the product you are using is inconsistent with the instructions, the function of the product shall prevail. Please contact us if you have any questions.

EUP40D-1HMC-0 (产品代码:102100242101)

概述

EUP40D-1HMC-0是一款可以提供850/900/950/1000/1050/1100/1150/1200mA 8档电流的LED驱动器。输出电流可以通过DIP拨码开关简易设置，用DALI主控/Touch DIM开关调光，曲线平滑、无闪烁。



产品特点

- 单通道输出，输出电流可通过DIP拨码开关选择
- 遵循DALI协议标准 IEC62386-207 Ed2.0
- 支持Touch DIM(Push DIM)功能
- 效率高达 88%
- 内建主动式PFC功能
- 调光效果平滑，无闪烁
- 保护：短路保护，过载保护，空载保护
- 适用于LED室内灯具,比如筒灯，面板灯等



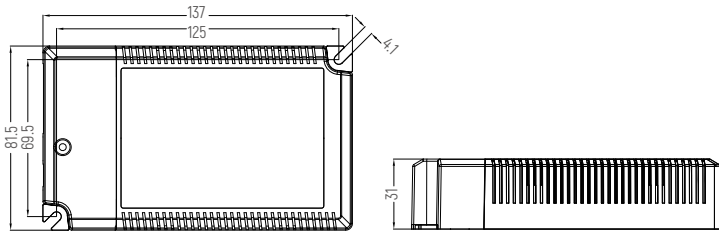
应用



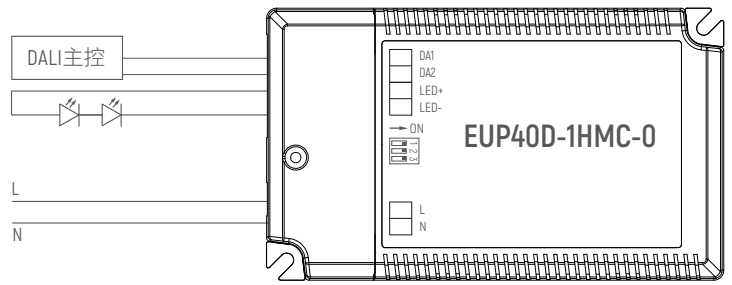
技术参数

型号	EUP40D-1HMC-0				
输入	效率	88%@230VAC, 满载			
	电压	220VAC-240VAC			
	频率	50/60Hz			
	功率因素	≥0.95@230VAC, 满载			
	THD	<10%@230VAC, 满载			
	电流	0.23Amax@230VAC			
	待机功耗	<0.5W			
	浪涌电流	冷启动, 40A(在 50%peak 下测twidth=12.8us)@230VAC			
输出	电流/电压/功率	850mA/9-45VDC/38.25W	950mA/9-42VDC/39.9W	1050mA/9-38VDC/39.9W	1150mA/9-35VDC/40.25W
		900mA/9-44VDC/39.6W	1000mA/9-40VDC/40W	1100mA/9-36VDC/39.6W	1200mA/9-33VDC/39.6W
	波纹电流	<3%			
	通道	1			
	电流精度	±5%			
	空载输出电压	55V Max			
功能	启动延时	<1.5s, at230Vac			
	调光方式	DALI/Touch DIM(Push DIM)			
保护	调光范围	1%-100% 变暗直至关闭			
	短路	关断输出，移除故障后自恢复			
	过载	超过输出电压时，输出电流下降,减轻负载自动恢复			
安规及电磁兼容	空载	当空载时，LED驱动器不会损坏			
	浪涌	L-N:1kV			
	DALI标准	IEC 62386-101: 2014, IEC 62386-102: 2014; IEC62386-207 Ed2.0			
	耐受电压	I/P-O/P: 3000VAC/1min/5mA			
	安全标准	IEC/EN61347-1,IEC/EN61347-2-13,GB19510.1,GB19510.14,			
	电磁骚扰	EN50515,EN61000-3-2 Class C,IEC61000-3-3,GB/T17743			
其它	电磁抗扰度	EN61000-4-2,3,4,5,6,8,11 EN61547,GB17625.1			
	工作温度	-20°C-50°C			
	储存温度、湿度	-40°C-85°C, 20-90%RH			
	tc	80°C			
	材质	ABS			
	防水等级	IP20			
	寿命	50,000小时@tc:80°C			
	质保	5年			
	开关周期	>100,000次			
	包装尺寸(重量)	净重: 225g±5%/PCS; 50PCS/Cartron; 11.75kg±5%/箱; 外箱尺寸: 517*337*179mm(长*宽*高)			
尺寸	137*81.5*31mm (长*宽*高)				

尺寸(mm)



接线图

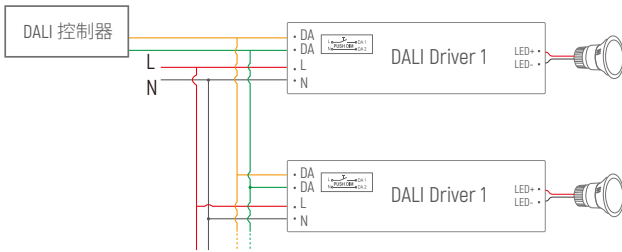


电流选择表

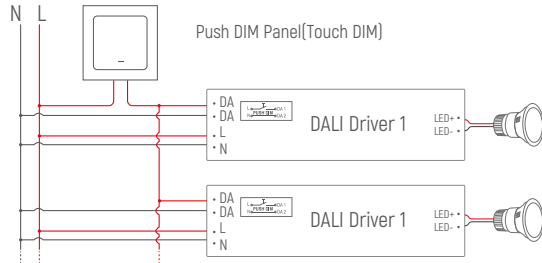
ON	OFF	1	2	3																
		850mA	900mA	950mA	1000mA	1050mA	1100mA	1150mA	1200mA											
		9-45V	9-44V	9-42V	9-40V	9-38V	9-36V	9-35V	9-33V											

备注：出厂默认设置电流为850mA(1,2在OFF状态)

DALI应用图



Push DIM (Touch DIM)应用图

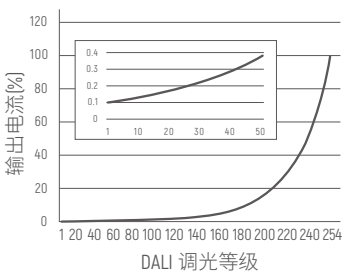


备注：只能使用开路的按压式开关(不带指示灯)。采用同步连线时每个设备和设备之间的线长不超过20米。

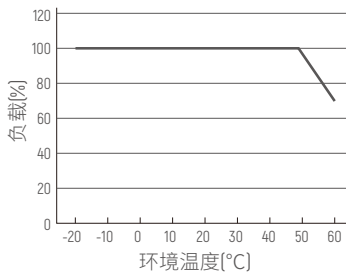
Push DIM 功能

1. 长按Push DIM (Touch DIM)开关8s，进入Push DIM (Touch DIM)模式。
2. 短按Push DIM (Touch DIM)开关 (<0.5秒) 进行灯的亮暗控制。
3. 长按Push DIM (Touch DIM)开关 (>0.5秒) 进行灯具的亮度调节，光是调亮还是调暗，随着每次按压的开关变化而变换。
4. 双击Push DIM (Touch DIM)开关 (<0.3秒)，连接的所有灯具将达到最亮状态。
5. 亮度调节范围为1%-100%。
6. 具有断电记忆功能，重新上电将恢复到上一次断电的状态。

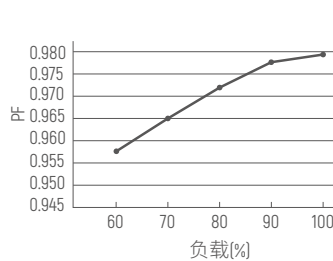
调光曲线



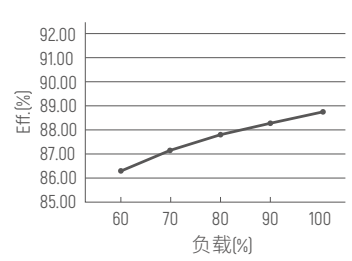
降额曲线



PF vs 负载



Eff. vs 负载



断路器的带载说明

断路器类型	B16	C16
安装线径	1.5mm ²	1.5mm ²
最大允许数量	30	38

驱动与灯具的安装距离

距离	2.5m/8ft	5m/16ft	10m/32ft	15m/49ft
线径	0.75mm ² /AWG18	1mm ² /AWG17	1.5mm ² /AWG15	2.5mm ² /AWG13

※ 本说明书内容如有更新，恕不另行通知。若您使用的产品功能与说明书不一致时，请以产品为准。如有疑问请与我们联系。