

EUP20D-1HMC

Summary

EUP20D-1HMC is a 20W AC/DC constant current mode output LED driver featuring the multiple levels selectable by DIP switch and complies with DALI standard protocol IEC 62386. EUP20D-1HMC can be connected to DALI main controller or Touch DIM to achieve a smooth dimming effect.



Product Features

- Single channel output, output current level selectable by DIP S.W.
- Meet DALI Protocol IEC 62386-207 Ed2.0
- Support Touch-DIM function
- High efficiency up to 85 %
- Built-in active PFC function
- Dimming effect smooth, no flicker
- Protections: Short circuit, over load, over voltage
- Suitable for indoor LED lighting application, such as down light, panel light, and so on

Application

CE, CCC, CB, SELV, DALI, Dimmable 0.1%-100%

Technical Parameters

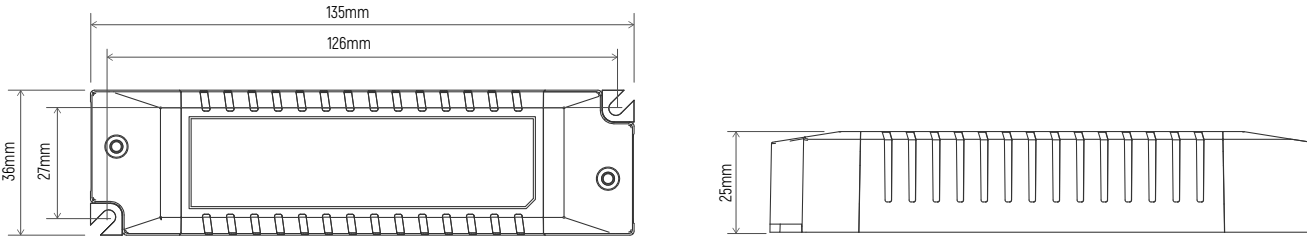
Model	EUP20D-1HMC	
Input	Efficiency	85%@230VAC, Full load
	Voltage	220VAC-240VAC
	Frequency Range(Hz)	50/60Hz
	Power Factor	≥0.95@230VAC, Full load
	THD(full load)	<10%@230VAC, Full load
	AC Current(max)	0.12Amax@230VAC
	Inrush Current(max)	Cold start, 20A@230VAC 100us
Output	Current(mA)/Voltage (VDC)	350mA/9-42VDC/14.7W 400mA/9-42VDC/16.8W 450mA/9-42VDC/18.9W 500mA/9-40VDC/20W
	Power(W)	550mA/9-36VDC/19.8W 600mA/9-33VDC/19.8W 650mA/9-30VDC/19.5W 700mA/9-28VDC/19.6W
	Ripple Current	<3%
	Channel	1
	Current Tolerance	±7%
	Standby Power	<0.5W
	No load output voltage	55VDC Max
Function	Dimming Type	DALI
	Dimming Range	0.3%-100%
Protection	Short Circuit	after fault removed Close output ,the output current recovers automatically
	Over Load	Hiccup , recovers after fault condition is removed
	Over Voltage	Hiccup , recovers after fault condition is removed
Safety& EMC	Surge	L-N:1KV
	Withstand Voltage	I/P-O/P: 3000VAC/1min/5mA
	Safety Standards	EN61347, GB19510
	EMC Emission	EN55015, EN61000-3-2
	EMC Immunity	EN61000-4-2, 3, 4, 5, 6, 8, 11; EN61547
Others	Working Temp.	-20°C~50°C
	Storage Temp., Humidity	-40°C~85°C, 20-90%RH
	tc	70°C
	Material	PC
	IP Rating	IP20
	Lifetime	50,000h@tc:70°C
	Warranty Condition	5 years
	Switch Cycle	>25,000 times
	Packing(weight)	Net weight: 110 g±5%/PCS; 80 PCS/Carton; 9.3 kg±5%/Carton; Carton Size: 456*342*162mm(L*W*H)
Dimension	135*36*25mm (L*W*H)	

Current Selection Table


ON	OFF	1	2	3	4	5	6	7	8	9	10	11	12	13	14	15	16	17	18	19	20
		350mA	400mA	450mA	500mA	550mA	600mA	650mA	700mA												
		9-42V	9-42V	9-42V	9-40V	9-36V	9-33V	9-30V	9-28V												

Remark: Function default setting is: 350mA (@switch are all OFF state)

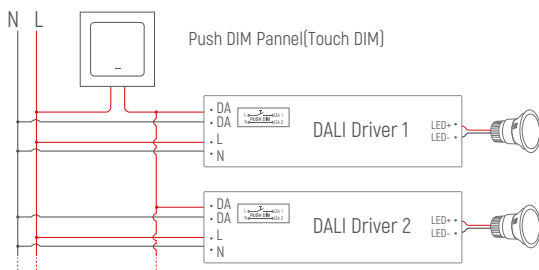
Dimension(mm)



DALI Wiring



Push DIM(Touch DIM) Diagram

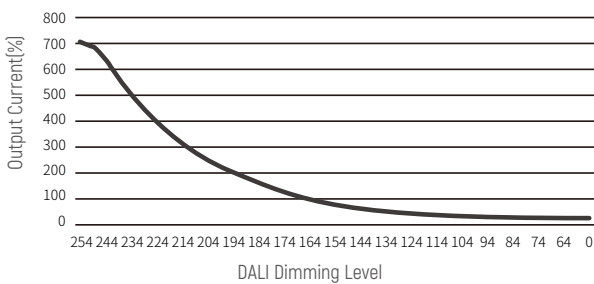


Remarks: use only open push switch (without indicator light). When using synchronous connection, the line length between each device and equipment shall not exceed 20 meters.

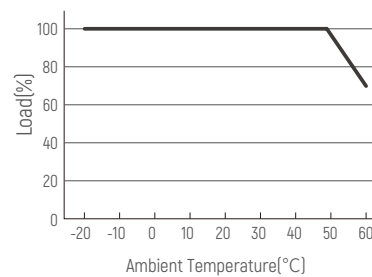
Push DIM Function

1. Press the Touch DIM switch for 8s or more, the driver can be controlled via Touch DIM switch.
2. Short press the Touch DIM switch (<0.5s) to control the lamp on or off.
3. Long press the Touch DIM switch (>0.5s) to dim the brightness of light. The dimming direction will change every time after pressing switch.
4. Double-click the Touch DIM switch (<0.3s), then all lamps connected on the device will be set maximum brightness.
5. The brightness adjustment range is 1%-100%, and the light can be turned off through short pressing when doing the adjustment with long pressing Touch DIM switch.
6. With the Power off memory function, the power-down state will be recovered when power on again.

Dimming Curve



Derating Curve



Cautions

1. This product should be installed by qualified personnel.
2. This product is non waterproof, need to avoid sun and rain. In case of outdoor use, please ensure it is mounted in a water proof enclosure.
3. Good heat dissipation conditions extend product life. Please install the product in a well-ventilated environment.
4. Please make sure LED power supply output voltage, current is used to meet the product requirements.
5. Please ensure that adequate sized cable is used from the controller to the LED lights to carry the current. Please also ensure that the cable is secured tightly in the connector.
6. Due to safety concerns, PVC or rubber cord of 0.75- 1.5mm² is recommended for input and output terminal(s) (excluding signal terminals). Flat power cord is not suitable. Ensure all wire connections and polarities are correct before applying power to avoid any damages to the LED lights.
7. In case of malfunction, do not repair it yourself.

※ The contents of this manual are updated without prior notice. If the function of the product you are using is inconsistent with the instructions, the function of the product shall prevail. Please contact us if you have any questions.

EUP20D-1HMC

概述

EUP20D-1HMC是一款可以提供350/400/450/500/550/600/650/700 8档电流的LED驱动器。
输出电流可以通过DIP拨码开关简易设置，用DALI 主控/Touch DIM开关调光，曲线平滑、无闪烁。

产品特点

- 单通道恒流输出，多级电流可选
- 遵循DALI协议标准 IEC62386-207 Ed2.0
- 支持Touch-DIM功能
- 高电压输入：220VAC ~ 240VAC
- 效率高达 85%
- 内建主动式PFC功能
- 短路保护，过载保护，过压保护
- 适用于LED室内灯具,比如筒灯,射灯,面板灯等



应用

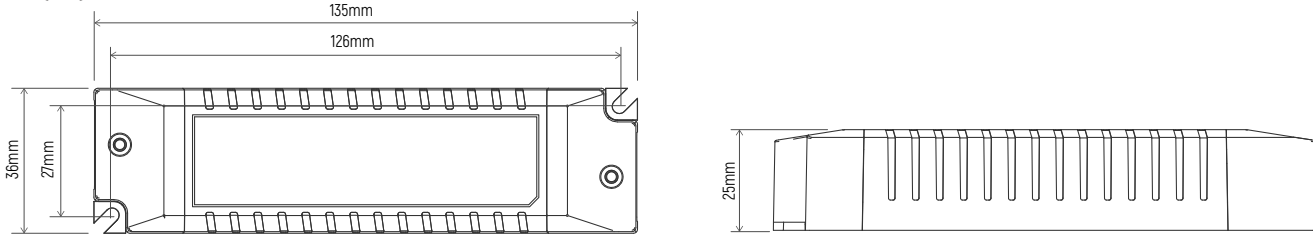
筒灯 面板灯 射灯 吸顶灯 装饰灯 落地灯 投光灯

CE CCC CB SELV


技术参数

型号	EUP20D-1HMC																															
输入	效率	85%@230VAC, 满载																														
	电压	220VAC-240VAC																														
	频率	50/60Hz																														
	功率因素	≥0.95@230VAC, 满载																														
	THD	<10%@230VAC, 满载																														
	电流	0.12Amax@230VAC																														
	浪涌电流	冷启动,20A@230VAC 100us																														
输出	电流/电压/功率	350mA/9-42VDC/14.7W 400mA/9-42VDC/16.8W 450mA/9-42VDC/18.9W 500mA/9-40VDC/20W 550mA/9-36VDC/19.8W 600mA/9-33VDC/19.8W 650mA/9-30VDC/19.5W 700mA/9-28VDC/19.6W																														
	波纹电流	<3%																														
	通道	1																														
	电流公差	±7%																														
	待机功耗	<0.5W																														
	空载输出电压	55V Max																														
		电流选择表 <table border="1"> <tr> <td><input type="checkbox"/></td> <td><input type="checkbox"/></td> <td><input type="checkbox"/></td> <td><input type="checkbox"/></td> <td><input type="checkbox"/></td> <td><input type="checkbox"/></td> <td><input type="checkbox"/></td> <td><input type="checkbox"/></td> <td><input type="checkbox"/></td> <td><input type="checkbox"/></td> </tr> <tr> <td>ON</td> <td>OFF</td> <td>350mA</td> <td>400mA</td> <td>450mA</td> <td>500mA</td> <td>550mA</td> <td>600mA</td> <td>650mA</td> <td>700mA</td> </tr> <tr> <td></td> <td></td> <td>9-42V</td> <td>9-42V</td> <td>9-42V</td> <td>9-40V</td> <td>9-36V</td> <td>9-33V</td> <td>9-30V</td> <td>9-28V</td> </tr> </table> <p>备注：出厂默认设置电流为350mA(1,2,3在OFF状态)</p>	<input type="checkbox"/>	<input type="checkbox"/>	<input type="checkbox"/>	<input type="checkbox"/>	<input type="checkbox"/>	<input type="checkbox"/>	<input type="checkbox"/>	<input type="checkbox"/>	<input type="checkbox"/>	<input type="checkbox"/>	ON	OFF	350mA	400mA	450mA	500mA	550mA	600mA	650mA	700mA			9-42V	9-42V	9-42V	9-40V	9-36V	9-33V	9-30V	9-28V
<input type="checkbox"/>	<input type="checkbox"/>	<input type="checkbox"/>	<input type="checkbox"/>	<input type="checkbox"/>	<input type="checkbox"/>	<input type="checkbox"/>	<input type="checkbox"/>	<input type="checkbox"/>	<input type="checkbox"/>																							
ON	OFF	350mA	400mA	450mA	500mA	550mA	600mA	650mA	700mA																							
		9-42V	9-42V	9-42V	9-40V	9-36V	9-33V	9-30V	9-28V																							
功能	调光方式	DALI																														
	调光范围	0.3%-100%																														
保护	短路	关闭输出，排除故障后自恢复																														
	过压	降低电流打嗝保护																														
	过载	降低电流打嗝保护																														
安全 & 电磁兼容	浪涌	L-N:1KV																														
	耐压标准	I/P-O/P: 3000VAC/1min/5mA																														
	安全标准	EN61347, GB19510																														
	电磁兼容	EN55015, EN61000-3-2																														
	EMC抗扰度	EN61000-4-2, 3, 4, 5, 6, 8, 11; EN61547																														
其它	工作温度	-20°C~50°C																														
	储存温度、湿度	-40°C~85°C, 20-90%RH																														
	tc	70°C																														
	材质	PC																														
	防水等级	IP20																														
	寿命	50,000小时@tc:70°C																														
	质保	5年																														
	开关周期	>25,000次																														
	包装尺寸(重量)	净重:110g±5%/PCS; 80PCS/ Carton; 9.3kg±5%/箱; 外箱尺寸: 456*342*162cm(长*宽*高)																														
	尺寸	135*36*25mm (长*宽*高)																														

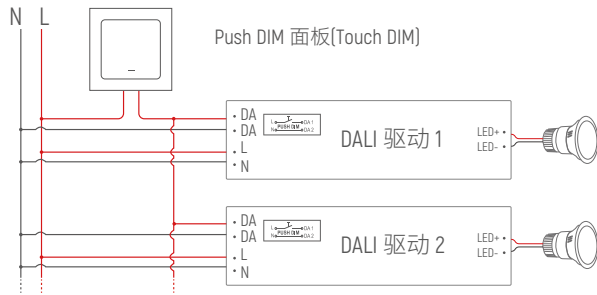
尺寸(mm)



接线图



Push DIM(Touch DIM) 接线图

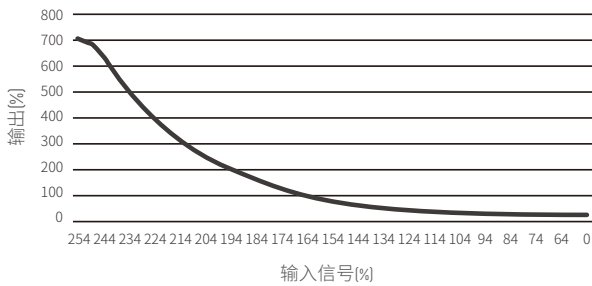


备注: 只能使用开路的按压式开关(不带指示灯)。采用同步连线时每个设备和设备之间的线长不超过20米。

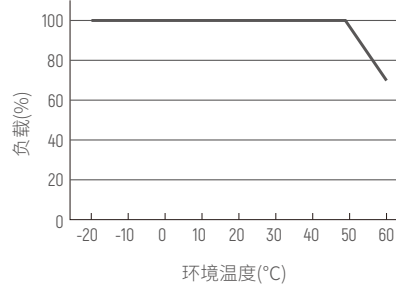
Push DIM 功能

1. 长按8s进入Touch DIM模式。
2. 短按Touch DIM 开关 (<0.5秒) 进行灯的开关控制。
3. 长按Touch DIM 开关 (>0.5秒) 进行灯具的亮度调节，光是调亮还是调暗，随着每次按压的开关变化而变换。
4. 双击Touch DIM 开关 (<0.3秒)，连接的所有灯具将达到最亮状态。
5. 亮度调节范围为1%-100%。
6. 具有断电记忆功能，重新上电将恢复到上一次断电的状态。

调光曲线



降额曲线



注意事项:

1. 本产品请由具有专业资格的人员进行调试安装。
2. 本产品不能防水，需避免日晒雨淋，如安装在户外，请用防水箱。
3. 良好的散热条件会延长产品的使用寿命，请把产品安装在通风良好的环境。
4. 请检查使用的LED电源输出电压电流，是否符合产品要求。
5. 出于安全考虑，推荐输入和输出（信号端除外）用0.75-1.5mm² PVC或橡胶线缆，并确保接线牢固，以免电线过热或接触不良触发事故。扁平电源线不适用。
6. 通电调试前，应确保所有接线正确，以避免因接线错误而导致灯具损坏。
7. 如果发生故障，请勿私自维修；如果有疑问，请联系供应商。

※ 本说明书内容如有更新，恕不另行通知。若您使用的产品功能与说明书不一致时，请以产品为准。如有疑问请与我们联系。