

EUP15A-1HMC-1 (Product No.:103100113201)

Summary

EUP15A-1HMC-1 is a constant current output mode LED driver. The output current can be easily set via DIP switch, and the driver can be adjusted by the external 0/1-10VDC active signal, PWM signal, or adjustable resistance to achieve the smooth dimming effect.

Product Features

- Single channel output, output current level selectable by DIP S.W.
- Support 3-in-1 dimming mode(0/1-10V active signal, adjustable resistance, PWM)
- Class 2 power supply. Full protective plastic housing
- 100% output when no dimming signal input, can be used as normal power supply
- Dimming effect smooth, no flicker
- Protections: Short circuit, over load, over temperature
- Suitable for indoor LED lighting application, such as down light, spotlights, panel light, and so on



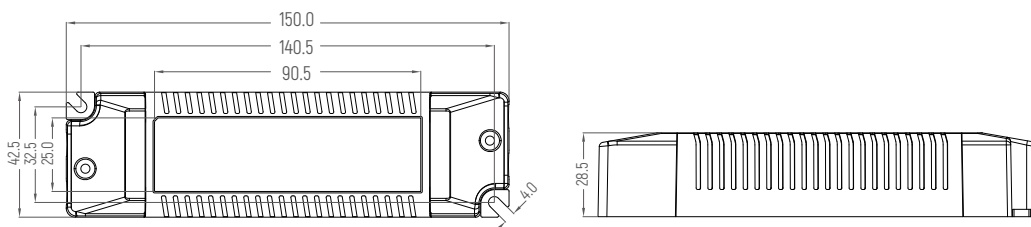
Application



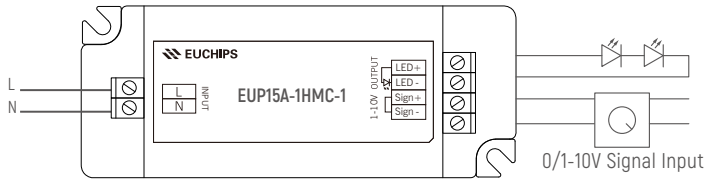
Technical Parameters

Model	EUP15A-1HMC-1															
Input	Efficiency	82%@230VAC, Full load														
	Voltage	220VAC-240VAC														
	Frequency Range(Hz)	50/60Hz														
	Power Factor	>0.5@230VAC, Full load														
	AC Current(max)	0.2Amax@230VAC														
	Inrush Current(max)	Cold start, 15A(twidth=22us measured at 50% Ipeak)@230VAC														
Output	Current(mA)/Voltage (VDC) Power(W)	280mA/9-40VDC/11W 350mA/9-40VDC/14W 450mA/9-33VDC/14.85W														
	Ripple Current	<3%														
	Channel	1														
	Current Tolerance	±5%														
	Standby Power	<1W														
	No load output voltage	48V Max														
	<table border="1"> <caption>Current Selection Table</caption> <tr> <td>ON</td> <td>OFF</td> <td>1 2</td> <td>3 4</td> <td>5 6</td> </tr> <tr> <td></td> <td></td> <td>280mA</td> <td>350mA</td> <td>450mA</td> </tr> <tr> <td></td> <td></td> <td>9-40V</td> <td>9-40V</td> <td>9-33V</td> </tr> </table> <p>Remark: Function default setting is: 280mA (@switch are all OFF state)</p>		ON	OFF	1 2	3 4	5 6			280mA	350mA	450mA			9-40V	9-40V
ON	OFF	1 2	3 4	5 6												
		280mA	350mA	450mA												
		9-40V	9-40V	9-33V												
Function	Dimming Type	0/1-10V active signal, adjustable resistance, PWM														
	Dimming Range	0.1%-100% Dimming to off														
Protection	Short Circuit	after fault removed Close output ,the output current recovers automatically														
	Over Load	When the output voltage is exceeded, the output current decreases and, recovers automatically when the load is reduced.														
	Over Temperature	Shut down the output, recovers automatically when temp. back to normal.														
Others	Working Temp.	-20°C~50°C														
	Storage Temp., Humidity	-40°C~85°C, 20-90%RH														
	tc	90°C														
	Material	PC														
	IP Rating	IP20														
	Lifetime	30,000h@tc:80°C														
	Warranty Condition	3 years														
	Switch Cycle	>15,000 times														
	Packing(weight)	Net weight: 120g±5%/PCS; 50PCS/Carton; 6.5kg±5%/Carton; Carton Size: 319*254*136mm(L*W*H)														
	Dimension	150*43*29mm (L*W*H)														

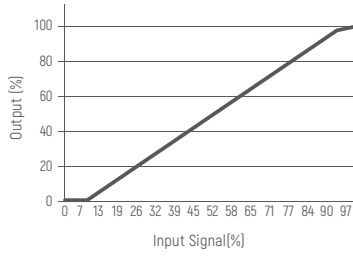
Dimension(mm)



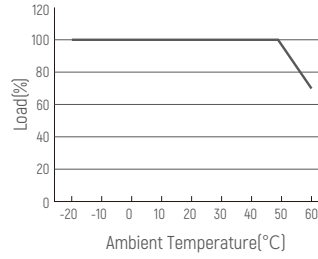
0/1-10V Wiring



Dimming Curve



Derating Curve



Cautions

- 1.This product should be installed by qualified personnel.
- 2.This product is non waterproof, need to avoid sun and rain.In case of outdoor use, please ensure it is mounted in a water proof enclosure.
- 3.Good heat dissipation conditions extend product life. Please install the product in a well-ventilated environment.
- 4.Please make sure LED power supply output voltage, current is used to meet the product requirements.
- 5.Please ensure that adequate sized cable is used from the controller to the LED lights to carry the current. Please also ensure that the cable is secured tightly in the connector.
- 6.Due to safety concerns, PVC or rubber cord of 0.75- 1.5mm² is recommended for input and output terminal(s)(excluding signal terminals). Flat power cord is not suitable.Ensure all wire connections and polarities are correct before applying power to avoid any damages to the LED lights.
- 7.In case of malfunction, do not repair it yourself.

※ The contents of this manual are updated without prior notice. If the function of the product you are using is inconsistent with the instructions, the function of the product shall prevail.Please contact us if you have any questions .

EUP15A-1HMC-1 (产品代码:103100113201)

概述

EUP15A-1HMC-1是一款可以提供280/350/450mA 3档电流的LED驱动器。输出电流可以通过DIP拨码开关简易设置，可以通过外部0/1-10V有源信号，可调电阻，PWM信号实现平滑调光。



产品特点

- 单通道恒流输出，多级电流可选
- 支持三合一调光（0/1-10V有源信号，可调电阻，PWM信号）
- 信号悬空时，满载输出，可作为常规电源使用
- 调光曲线平滑，无闪烁
- 过载保护，短路保护，过温保护
- 适用于LED室内灯具,比如筒灯,射灯,面板灯等

应用



筒灯



面板灯



射灯



吸顶灯



装饰灯



落地灯



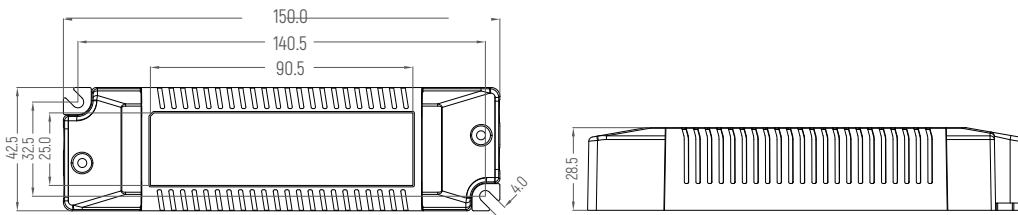
投光灯



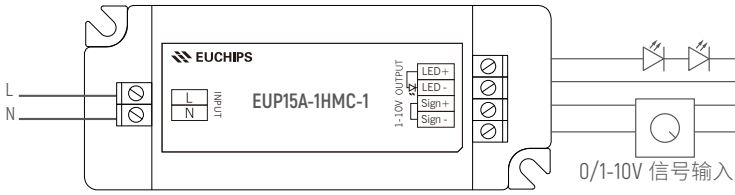
技术参数

型号	EUP15A-1HMC-1																
输入	效率	82%@230VAC, 满载															
	电压	220VAC-240VAC															
	频率	50/60Hz															
	功率因素	≥0.5@230VAC, 满载															
	电流	0.2Amax@230VAC															
	浪涌电流	冷启动,15A(在 50%Ipeak下测,twidth=22us)@230VAC															
输出	电流/电压/功率	280mA/9-40VDC/11W 350mA/9-40VDC/14W 450mA/9-33VDC/14.85W															
	波纹电流	<3%															
	通道	1															
	电流公差	±5%															
	待机功耗	<1W															
	空载输出电压	48V Max															
<div style="text-align: center;"> <p>电流选择表</p> <table border="1"> <tr> <td>ON</td> <td>OFF</td> <td>1 2</td> <td>1 1 2</td> <td>1 1 1</td> </tr> <tr> <td></td> <td></td> <td>280mA</td> <td>350mA</td> <td>450mA</td> </tr> <tr> <td></td> <td></td> <td>9-40V</td> <td>9-40V</td> <td>9-33V</td> </tr> </table> <p>备注：出厂默认设置电流为280mA(1,2在OFF状态)</p> </div>			ON	OFF	1 2	1 1 2	1 1 1			280mA	350mA	450mA			9-40V	9-40V	9-33V
ON	OFF	1 2	1 1 2	1 1 1													
		280mA	350mA	450mA													
		9-40V	9-40V	9-33V													
功能	调光方式	0/1-10V有源信号，可调电阻，PWM信号															
	调光范围	0.1%-100% 变暗直至关闭															
保护	短路	关闭输出，排除故障后自恢复															
	过载	当超过输出电压时，输出电流减小，当负载降低时自动恢复															
	过温	关断输出,当温度恢复正常时自动恢复.															
其它	工作温度	-20°C-50°C															
	储存温度、湿度	-40°C-85°C, 20-90%RH															
	tc	90°C															
	材质	PC															
	防水等级	IP20															
	寿命	30,000小时@tc:80°C															
	质保	3年															
	开关周期	>15,000次															
	包装尺寸(重量)	净重: 120g±5%/PCS; 50PCS/ Carton; 6.5kg±5%/箱; 外箱尺寸: 319*254*136cm(长*宽*高)															
	尺寸	150*43*29mm (长*宽*高)															

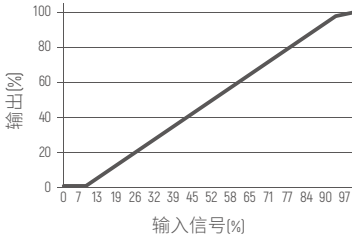
尺寸(mm)



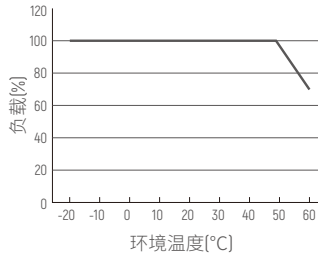
接线图



调光曲线



降额曲线



注意事项:

- 1、本产品请由具有专业资格的人员进行调试安装。
- 2、本产品不能防水，需避免日晒雨淋，如安装在户外，请用防水箱。
- 3、良好的散热条件会延长产品的使用寿命，请把产品安装在通风良好的环境。
- 4、请检查使用的LED电源输出电压电流，是否符合产品要求。
- 5、出于安全考虑，推荐输入和输出（信号端除外）用0.75-1.5mm² PVC或橡胶线缆，并确保接线牢固，以免电线过热或接触不良触发事故。扁平电源线不适用。
- 6、通电调试前，应确保所有接线正确，避免因接线错误而导致灯具损坏。
- 7、如果发生故障，请勿私自维修；如果有疑问，请联系供应商。

※ 本说明书内容如有更新，恕不另行通知。若您使用的产品功能与说明书不一致时，请以产品为准。如有疑问请与我们联系。