

0-10V Dimmer

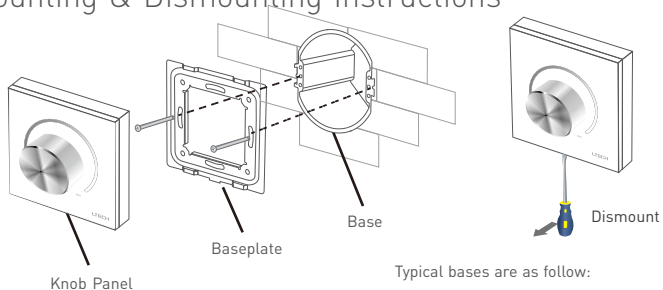
Model: E610P



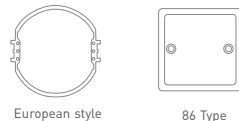
FC CE RoHS [warranty 5 years]



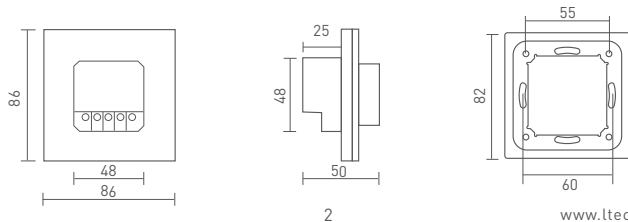
Mounting & Dismounting Instructions



Typical bases are as follow:



Product Size Unit: mm

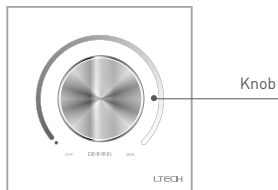


Technical Specs

E610P 0-10V Dimmer

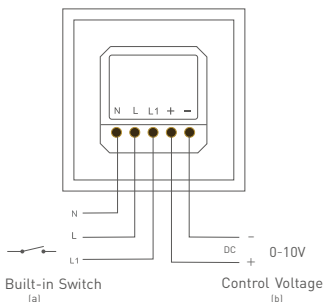
Input Voltage:	100~240Vac, 50-60Hz	Working Temp.:	-10°C~55°C
Switching Power:	90~250Vac, 5A	Dimensions:	L86×W86×H50(mm)
Output:	0~10V Max. 15mA	Package Size:	L106×W106×H60(mm)
Inrush current:	≤50A / 0.1S	Weight(G.W.):	220g

Key Functions



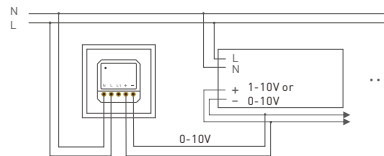
- * Turn the knob clockwise, the brightness increases.
- * Turn the knob counterclockwise, the brightness decreases. Turn the knob counterclockwise to the end, dimmers will be turned off. [A click can be heard]

Terminals

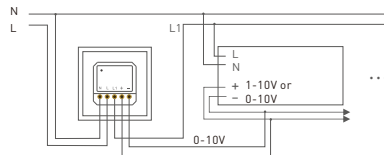


Wiring Diagram

1. Dimming

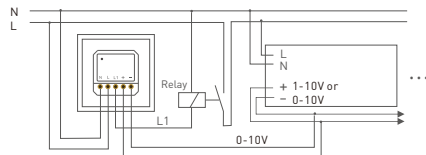


2. Built-in Power Switch



- * An external high-power relay switch is needed when total load current of the dimmer switch is more than 5A or inrush current is more than 50A/0.1S. The damaged switch resulting from overload current is out of warranty.

3. External Relay Switch



- * This manual is subject to changes without further notice. Product functions depend on the goods. Please feel free to contact our official distributors if you have any question.